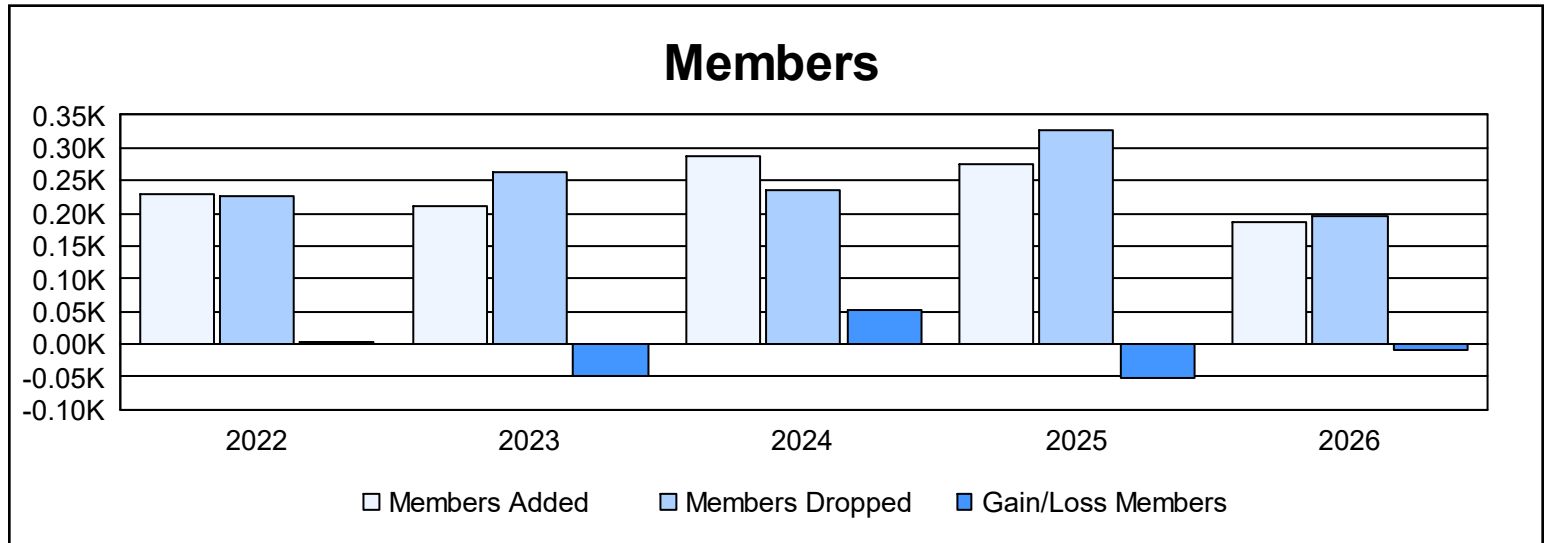
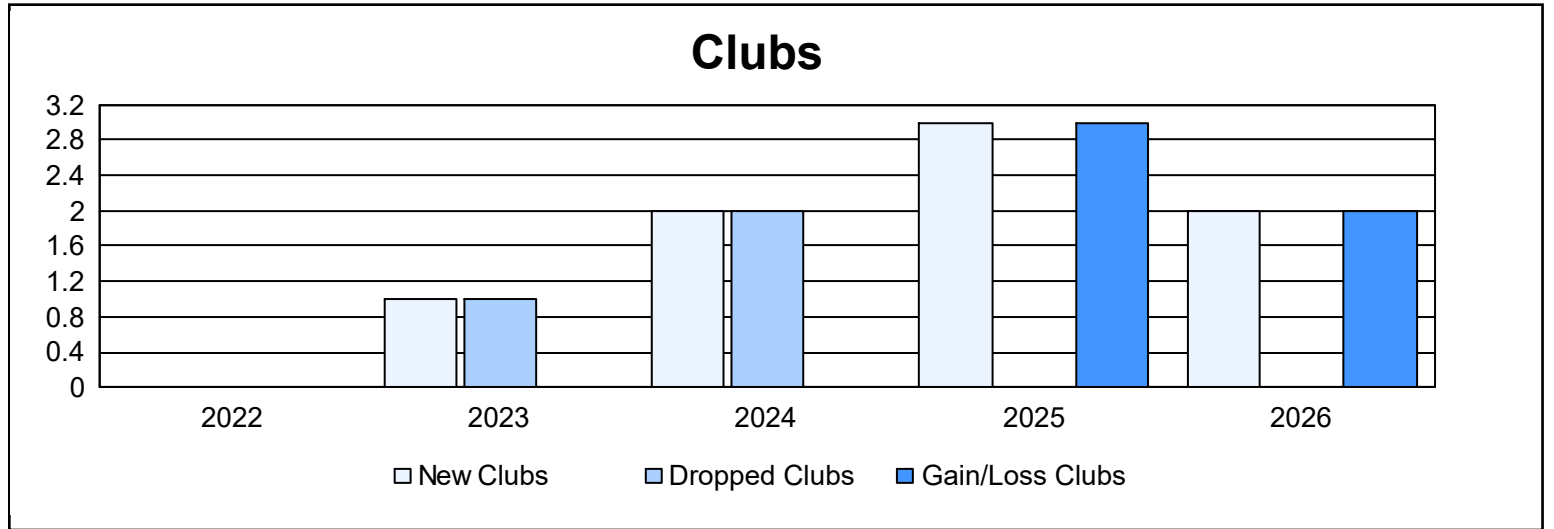
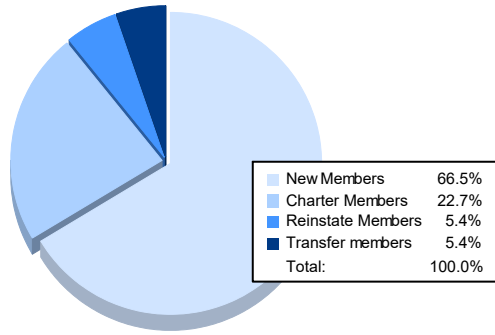


Year	New Clubs	Dropped Clubs	Gain/ Loss Clubs	New Members	Charter Members	Reinstate Members	Transfer Members	Total Member Added	Total Members Dropped	Gain/ Loss Members
2021-2022	0	0	0	195	8	18	7	228	225	3
2022-2023	1	1	0	175	22	7	8	212	262	-50
2023-2024	2	2	0	212	59	6	11	288	235	53
2024-2025	3	0	3	177	70	17	10	274	327	-53
2025-2026	2	0	2	123	42	10	10	185	195	-10
<b>Average</b>	<b>2</b>	<b>1</b>	<b>1</b>	<b>176</b>	<b>40</b>	<b>12</b>	<b>9</b>	<b>237</b>	<b>249</b>	<b>-11</b>



### Membership Composition April 2026 Cumulative



### Gender Composition April 2026 Cumulative

